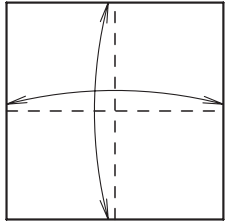
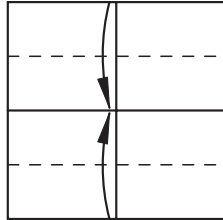


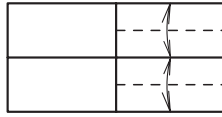
# How to make a Catamaran



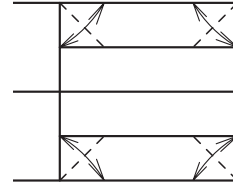
1. Crease top to bottom, then right to left.



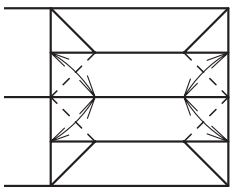
2. Fold top and bottom to middle to create rectangle.



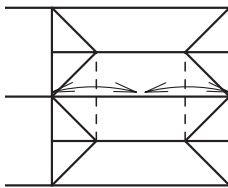
3. Fold to crease right side only.



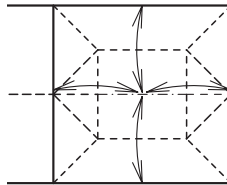
4. Crease diagonally all four corners.



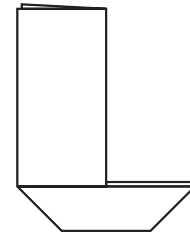
5. Crease diagonally.



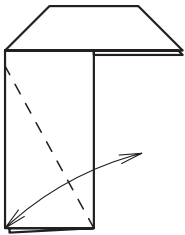
6. Crease inward.



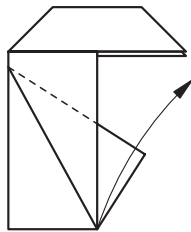
7. The right half becomes the double boat. The left half is only folded double.



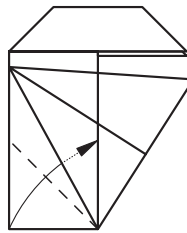
8. Boat should be able to stand up as shown.



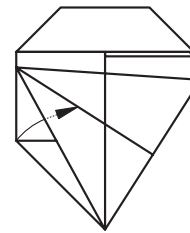
9. Crease front panel.



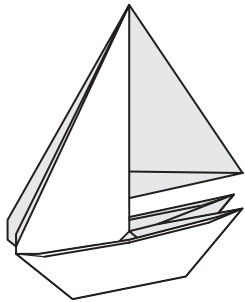
10. Fold out back panel to give sail shape.



11. Fold tip of front panel between both layers.



12. And again.



13. Bon voyage!